

# Locomarine



## YACHT ROUTER

## SYSTEM EXAMPLES

SERIES 6

---

The easiest way to stay online.

## Motor boat 35-45 ft

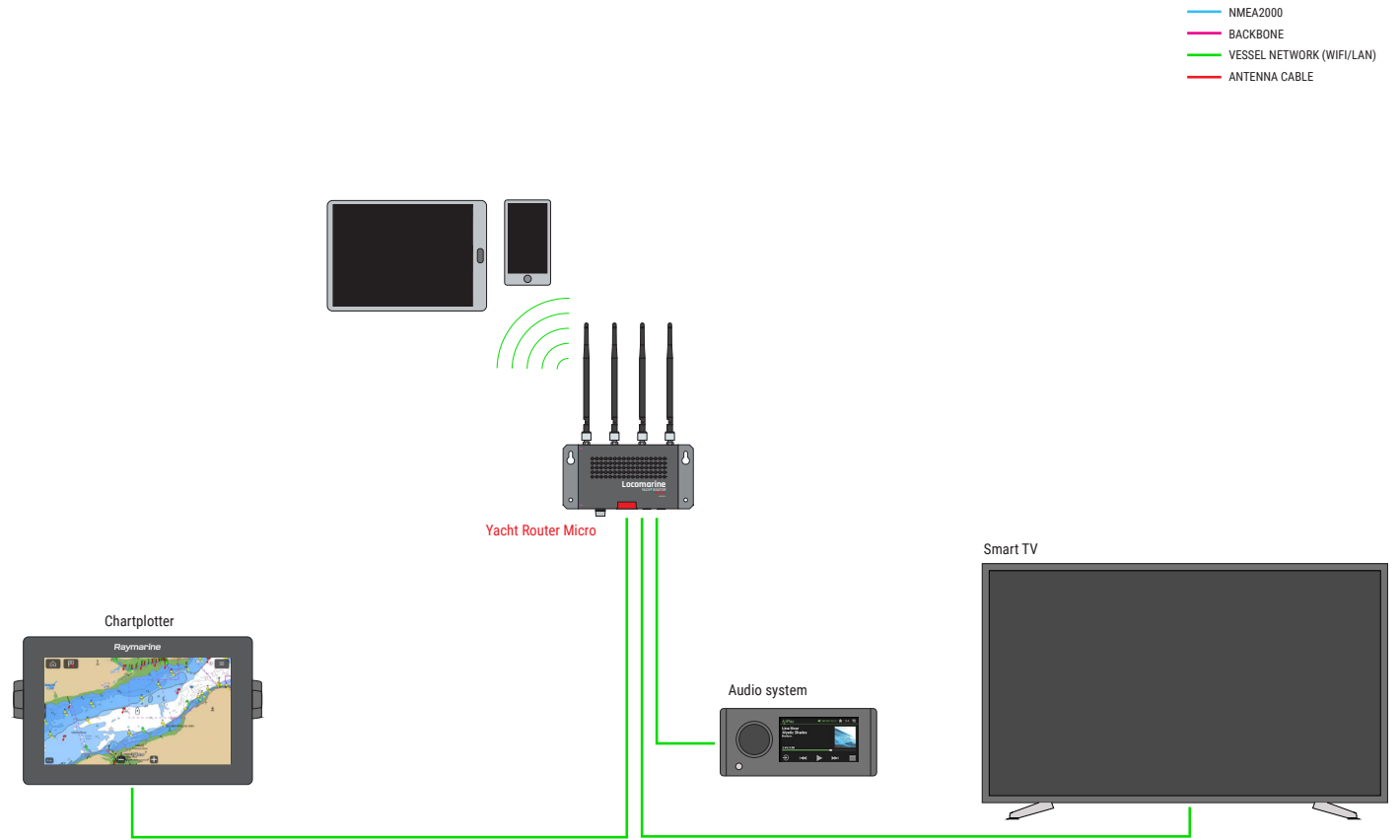
### BASIC SYSTEM

**COMPONENTS:**

YACHT ROUTER MICRO

**DESCRIPTION:**

System consist of Yacht Router Micro without any Add-on modules and without external antennas.



## STANDARD SYSTEM

### COMPONENTS:

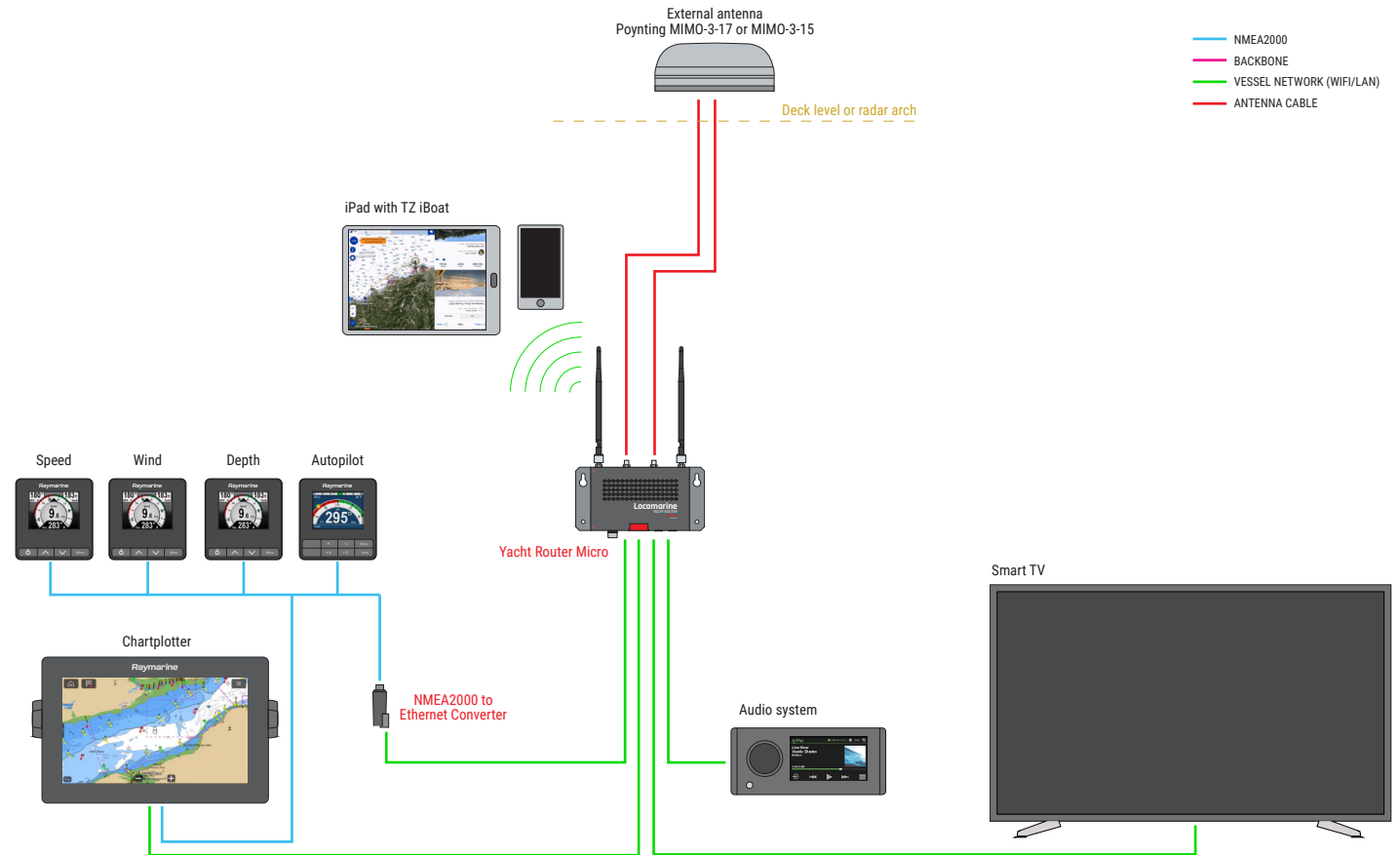
YACHT ROUTER MICRO  
 NMEA2000 TO ETHERNET CONVERTER  
 MID-GAIN EXTERNAL ANTENNA

### DESCRIPTION:

This solution will provide NMEA data over WIFI/LAN as NMEA2000 to Ethernet Converter is connected. External mid-gain antenna will provide good offshore connectivity to 3G/4G/5G networks.

### INSTALLATION TIPS:

Antenna should be installed on deck level to minimize coax cable signal loss. Installation of antenna inside a boat is also possible but only if hull/deck is made of GRP. Third option is installation of antenna on radar arch. In that case we strongly recommend high-quality coax cables like LMR240 or LMR400. Where router-antenna distance is less than 10 m we recommend LMR240 and for longer distances LMR400 or cables with similar specifications.



## ADVANCED SYSTEM

### COMPONENTS:

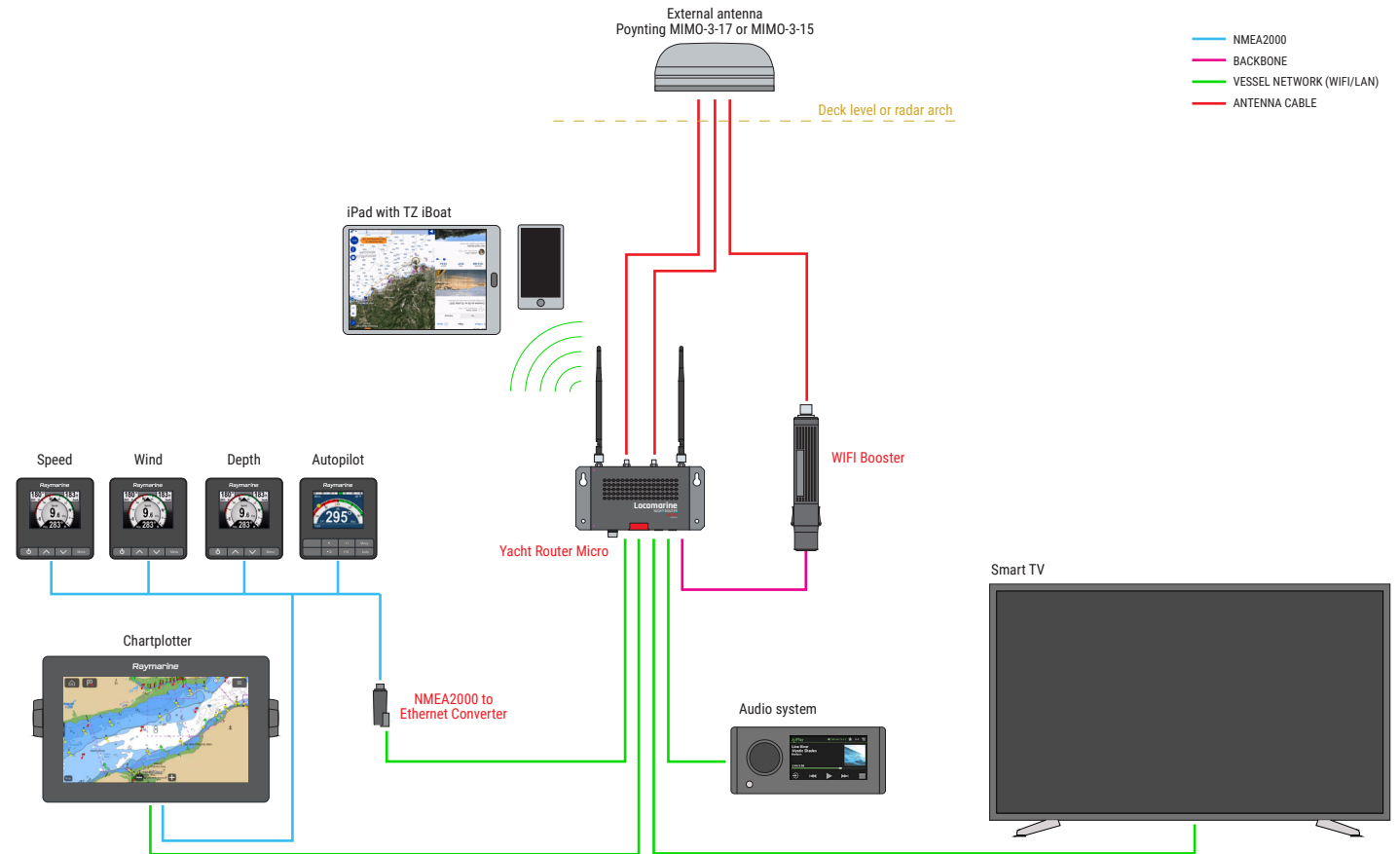
YACHT ROUTER MICRO  
 NMEA2000 TO ETHERNET CONVERTER  
 WIFI BOOSTER  
 MID-GAIN EXTERNAL ANTENNA

### DESCRIPTION:

This solution will provide NMEA data over WIFI/LAN as NMEA2000 to Ethernet Converter is connected. As WIFI Booster is connected, Yacht Router will be able to connect to shore WIFI (e.g. Hotspot in marine, restaurants etc). External mid-gain antenna will provide better offshore connectivity to 3G/4G/5G networks.

### INSTALLATION TIPS:

Antenna should be installed on deck level to minimize coax cable signal loss. Installation of antenna inside a boat is also possible but only if hull/deck is made of GRP. Third option is installation of antenna on radar arch. In that case we strongly recommend high-quality coax cables like LMR240 or LMR400. Where router-antenna distance is less than 10 m we recommend LMR240 and for longer distances LMR400 or cables with similar specifications.



## ADVANCED OFFSHORE SYSTEM

### COMPONENTS:

YACHT ROUTER MICRO  
 NMEA2000 TO ETHERNET CONVERTER  
 WIFI BOOSTER  
 HIGH-GAIN EXTERNAL ANTENNAS

### DESCRIPTION:

This solution will provide NMEA data over WIFI/LAN as NMEA2000 to Ethernet Converter is connected. As WIFI Booster is connected, Yacht Router will be able to connect to shore WIFI (e.g. Hotspot in marine, restaurants etc). External high-gain antenna will provide super long-distance offshore connectivity to 3G/4G/5G networks, in ideal conditions up to 30+ NM offshore.

### INSTALLATION TIPS:

Antennas should be installed on a radar arch with minimum horizontal separation of 60 cm. It is important to keep antenna cables as short as possible to minimize signal loss. We strongly recommend high-quality coax cables like LMR240 or LMR400. Where router-antenna distance is less than 10 m we recommend LMR240 and for longer distances LMR400 or cables with similar specifications.

As WIFI Booster is waterproof PoE device, installation on spreader is possible with dedicated spreader mount.

